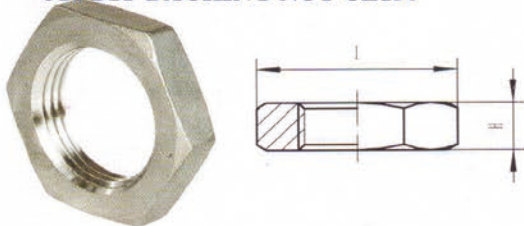




**BSP B/NUT**

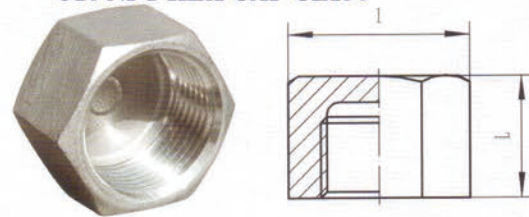
**316 BSP BACKING NUT CL150**



SIZE	1/8"	1/4"	3/8"	1/2"	3/4"	1"	1 1/4"	1 1/2"	2"	2 1/2"	3"	4"
L	17.2	19	24	24.5	30	37.5	46.5	53	65.5	82	95.5	121.5
H	7.1	7.5	7.7	8.5	9.8	10.5	11.7	12.6	14.2	17	20	22.9

**BSP H/CAP  
NPT H/CAP**

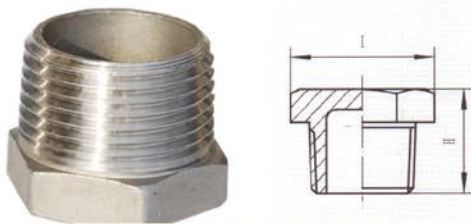
**316 NPT HEX CAP CL150**



SIZE	1/8"	1/4"	3/8"	1/2"	3/4"	1"	1 1/4"	1 1/2"	2"	2 1/2"	3"	4"
L	12.5	16	19.5	24	29.5	36.5	45.5	52	64	81	94.5	120.5
L	11.8	15	15.4	17.1	18.5	21	23.7	23.7	27.5	31.7	35.1	41.6

**BSP H/PLUG  
NPT H/PLUG**

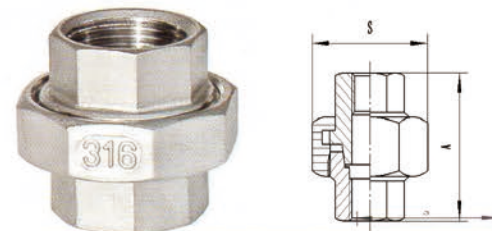
**316 BSP HEXPLUG MALE CL150  
316 NPT HEXPLUG MALE CL150**



SIZE	1/8"	1/4"	3/8"	1/2"	3/4"	1"	1 1/4"	1 1/2"	2"	2 1/2" BSP	2 1/2" NPT	3"	4"
L	12	14.5	18	22	28	35	44	50	62	78	76	91	116
H	12	14.5	16	19.5	22	24.8	28.8	28.8	33.5	34	42	37.5	44

**BSP F/F UNION METAL SEAT  
NPT F/F UNION METAL SEAT**

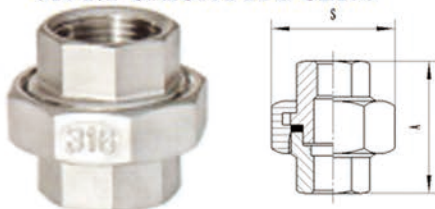
**316 BSP F/F UNION CL150  
316 NPT F/F UNION CL150**



SIZE	1/8"	1/4"	3/8"	1/2"	3/4"	1"	1 1/4"	1 1/2"	2"	2 1/2"	3"	4"
S	29.1	29.1	34	34.5	40.7	50	59	67	80	101	117	147
A	25	33.9	36	38	41	48.5	51	56.5	62.5	68.5	78	91.5

**BSP F/F UNION PTFE  
NPT F/F UNION PTFE**

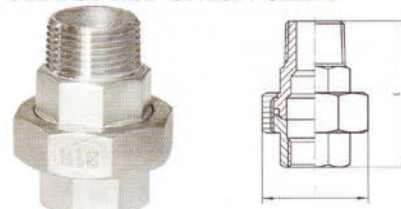
**316 F/F UNION PTFE CL150**



SIZE	1/8"	1/4"	3/8"	1/2"	3/4"	1"	1 1/4"	1 1/2"	2"	2 1/2"	3"	4"
S	29.1	29.1	34	34.5	40.7	50	59	67	80	101	117	147
A	25	33.9	36	38	41	48.5	51	56.5	62.5	68.5	78	91.5

**BSP M/F UNION METAL SEAT**

**316 BSP M/F UNION CL150**



SIZE	1/8"	1/4"	3/8"	1/2"	3/4"	1"	1 1/4"	1 1/2"	2"	2 1/2"	3"	4"
L	29.1	29.1	34	38	41	48	51	56.5	62.5	108.5	123.3	153.5
K	35.5	46	47.5	53	58	67.5	72	79.5	88.5	101	108	128.5